


“I did my own research and decided on proton therapy because it is not like regular radiation - it goes just to the area they need to treat.”

WHO CAN BENEFIT

Patients with low, intermediate, or high-risk prostate cancer or cancer that remains or recurs after surgery are potential candidates for treatment with proton therapy.

TREATMENT PROCESS

Treatments occur every day, Monday through Friday, over the course of up to 44 treatments. Each daily treatment typically takes about 20-30 minutes. Most patients are able to continue with their normal daily routine uninterrupted.



Dr. Mark Storey
Radiation Oncologist

Residency
MD Anderson



Dr. John Chang
Medical Director,
Clinical Research and Education

Residency
University of Pennsylvania

WHY OKLAHOMA PROTON CENTER?

The Oklahoma Proton Center was the 6th proton center in the U.S. when it opened. It remains one of 40 centers in the country and one of just 5 in the Southwest. The clinical team is one of the most experienced in the country, having successfully treated thousands of patients from across the U.S. over the past decade. Many of the techniques used today, in other proton centers, were developed at the Oklahoma Proton Center.


Our goal is to provide excellent care focused on a patient's overall well-being throughout their cancer journey. We offer several services and activities besides the proton therapy treatment itself designed to maximize the healing process. These include screenings, patient lunches, group chat sessions, social events, support from former patients, educational seminars, nutritional and wellness counseling, and more.



5901 W Memorial Road,
Oklahoma City, OK 73142
(405) 773-6700

PROTON THERAPY

FOR PROSTATE CANCER



PROVEN CLINICAL RESULTS

CANCER FREE AT 5 YEARS¹

- LOW RISK - 99%
- INTERMEDIATE RISK - 94%
- HIGH RISK - 74%

FEW SEVERE SIDE EFFECTS¹

- GENITOURINARY (GU) - 2.9%
- GASTROINTESTINAL (GI) - 0.6%

BETTER OUTCOMES³

- OVERALL SURVIVAL INCREASE - 5%

PARTICULARLY EFFECTIVE IN TREATING PROSTATE CANCER

External beam radiation such as Proton Therapy or IMRT is a very effective treatment for prostate cancer. The goal with radiation treatment is always to maximize dose to the tumor and minimize dose to healthy tissue since radiation to healthy tissue and organs can cause side effects and even 2nd cancers.

Proton therapy is the best way to reduce radiation to healthy tissue with as much as 80% less exposure than IMRT. This reduces the risk of side effects such as sexual dysfunction, urinary incontinence, and rectal bleeding compared to other forms of radiation treatment. These benefits show up in low, intermediate, and high risk prostate cancer patients as well as patients being treated with radiation after surgery.^{1,2}

FREQUENTLY ASKED QUESTIONS

IS PROTON THERAPY COVERED BY INSURANCE?

Proton Therapy is covered by almost all major insurance companies as well as Medicare and other government payers.

IS PROTON THERAPY PROVEN?

The first cancer patient was treated with proton therapy in 1954. Since then over 200,000 patients have been treated with protons, including tens of thousands of prostate patients, with excellent long-term outcomes. Many of the world's leading cancer centers use protons to treat prostate cancer.

WHAT WILL I FEEL LIKE DURING THE COURSE OF MY TREATMENT?

There is no discomfort or sensation during the actual treatment. Most prostate tumor patients have few, or very mild, side effects from proton therapy.

HOW DO I KNOW WHAT TREATMENT TO CHOOSE?

There are several effective treatment options for prostate cancer. The variety of options can often make a treatment decision difficult. Speaking with a physician who specializes in each option allows patients to make the most informed decision on their care. Our physicians have several years of experience with proton therapy, x-ray radiation, and brachytherapy and so can provide an educated synopsis on the advantages and/ or disadvantages of these options.

BENEFITS & COMPARISON

IMPORTANT BENEFITS

25% reduction in gastrointestinal (GI) and genitourinary (GU) side effects.²

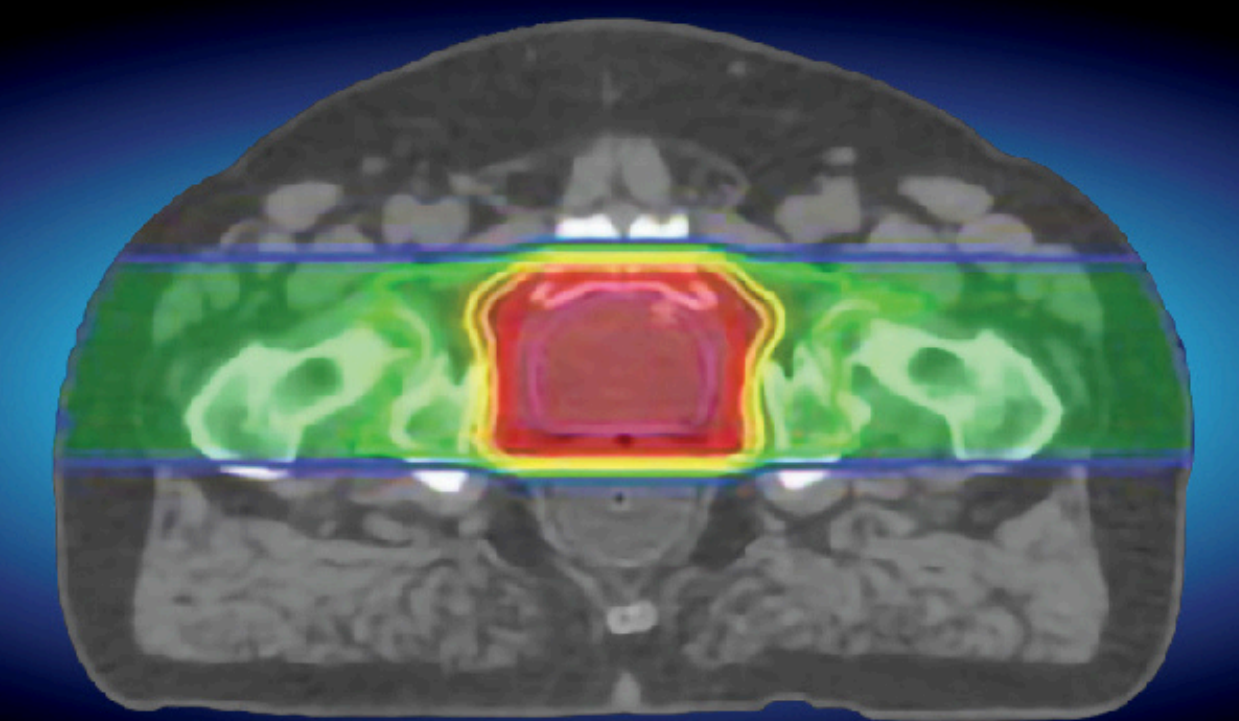
60% reduction in radiation to rectum and bladder.⁴

50% reduction in second cancers.³

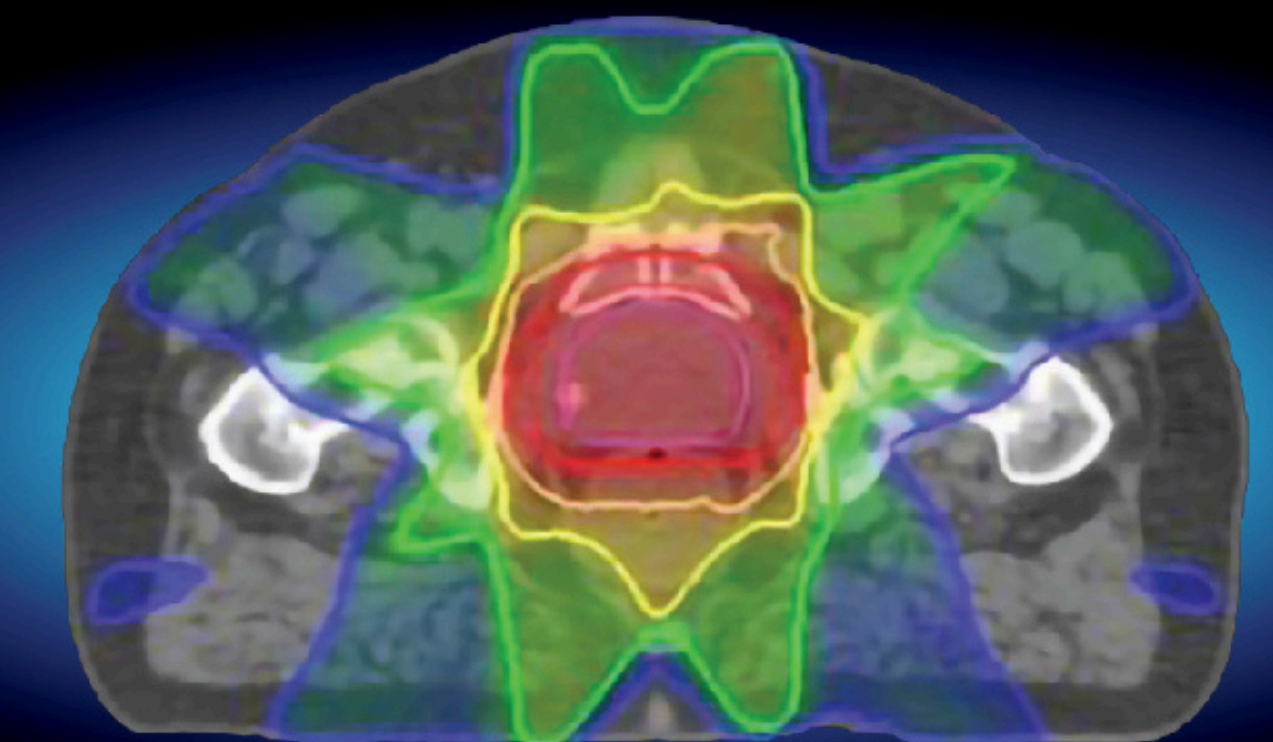
PROTON THERAPY IS A GOOD CHOICE IF YOU WANT:

- Precise, proven treatment
- Preservation of healthy tissue
- Low risk of side effects
- To maintain your active lifestyle

PROTON THERAPY



CONVENTIONAL RADIATION



These images show the areas exposed to radiation during treatment.



1. Bryant et al. "Five-year biochemical results..." Int J Radiat Oncol Biol Phys. 2015; 95:422-34
2. Pan et al. "Comparative Toxicities..." J Clin Oncol. 2018; 36:18
3. Hartsell et al. "Proton Therapy is Associated..." IJOP. Abstract 34. 2017.
4. Vargas et al. "Dose-Volume comparison..." Int J Radiat Oncol Bio Phys. 2008; 70(3):744-51